



TEXAS
INTERNATIONAL
HOMEBUYERS
REPORT **2018 Edition**

ABOUT THE TEXAS INTERNATIONAL HOMEBUYERS REPORT

The 2018 edition of the **Texas International Homebuyers Report** is based on survey data from the 2018 Profile of International Transactions in U.S. Residential Real Estate by the National Association of REALTORS®, the 2012 - 2016 American Community Survey by the U.S. Census Bureau and the 2016 Yearbook of Immigration Statistics by the Department of Homeland Security. The Texas Association of REALTORS® distributes insights about the Texas housing market each month, including quarterly market statistics, trends among homebuyers and sellers, luxury home sales, condominium sales and more.

ABOUT THE TEXAS ASSOCIATION OF REALTORS®

With more than 114,000 members, the Texas Association of REALTORS® is a professional membership organization that represents all aspects of real estate in Texas. We are the advocate for REALTORS® and private property rights in Texas. Visit texasrealestate.com to learn more.

MEDIA CONTACT

Hunter Dodson
Pierpont Communications
hdodson@piercom.com
512.448.4950

EXECUTIVE SUMMARY

International homebuyers in the Texas real estate market added \$10.89 billion to the Texas economy from April 2017 to March 2018. Texas ranked third among U.S. states for international home sales volume behind Florida and California respectively.

Texas dropped from second to third most popular state for international homebuyers, behind Florida and California and ahead of New York and Arizona. Texas accounted for 9 percent of all homes purchased by international homebuyers in the United States from April 2017 to March 2018, with 24,012 home sales out of 266,800 nationwide.

Six Texas metropolitan statistical areas (MSA) are in the top 50 MSAs nationwide for immigration according to the latest Yearbook of Immigration Statistics from the Department of Homeland Security, including:

- No. 6 – Houston - Sugar Land - The Woodlands
- No. 8 – Dallas - Fort Worth - Arlington
- No. 26 – Austin - Round Rock - San Marcos
- No. 28 – San Antonio - New Braunfels
- No. 33 – El Paso
- No. 48 – McAllen – Edinburg - Mission

Texas had the highest volume of homebuyers from Mexico of any state from April 2017 to March 2018, with 38 percent of Mexican homebuyers who purchased a home in the U.S. choosing Texas. The Lone Star State was also a top destination for homebuyers from China (7 percent), India (6 percent), the United Kingdom (5 percent) and Canada (3 percent).

Texas ranked third in the nation for home sold by international owners, behind Florida and California and above Arizona and New York. Texas accounted for 10 percent of all homes sold by international home sellers in the United States between April 2017 and March 2018.

TEXAS INTERNATIONAL HOMEBUYERS REPORT | 2018 EDITION

INTERNATIONAL HOMEBUYERS VOLUME: TEXAS VS. OTHER STATES

Texas



\$10.89 billion

Texas accounted for 9 percent of all dollar volume in homes purchased by international buyers



24,012 sales

Texas accounted for 9 percent of all international home purchases in the U.S.

U.S.



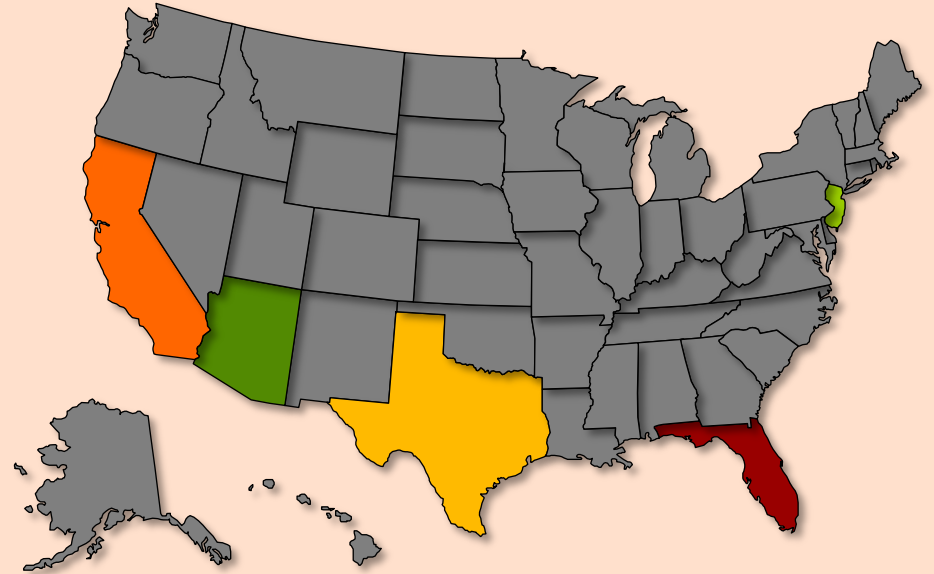
\$121 billion

International homebuyers' total dollar volume decreased 21 percent in the U.S.

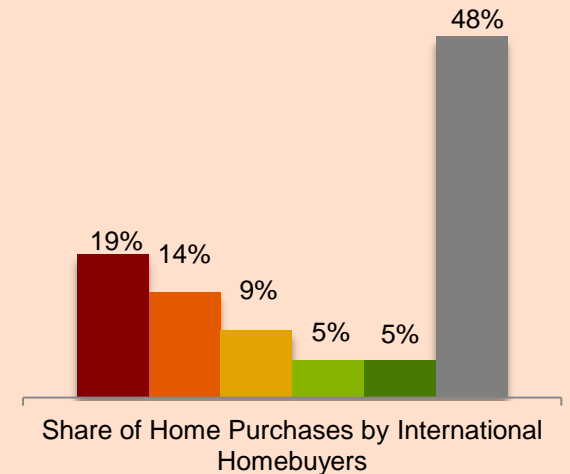


266,800 sales

International home purchases decreased 6 percent in the U.S.



- Florida
- California
- Texas
- New York
- Arizona
- Rest of U.S.



TOP MSAs FOR IMMIGRATION IN TEXAS



9.3 percent

Of all who immigrated to the U.S. in 2016 moved to Texas



Six Texas MSAs

Were in the top 50 MSAs nationwide for immigration

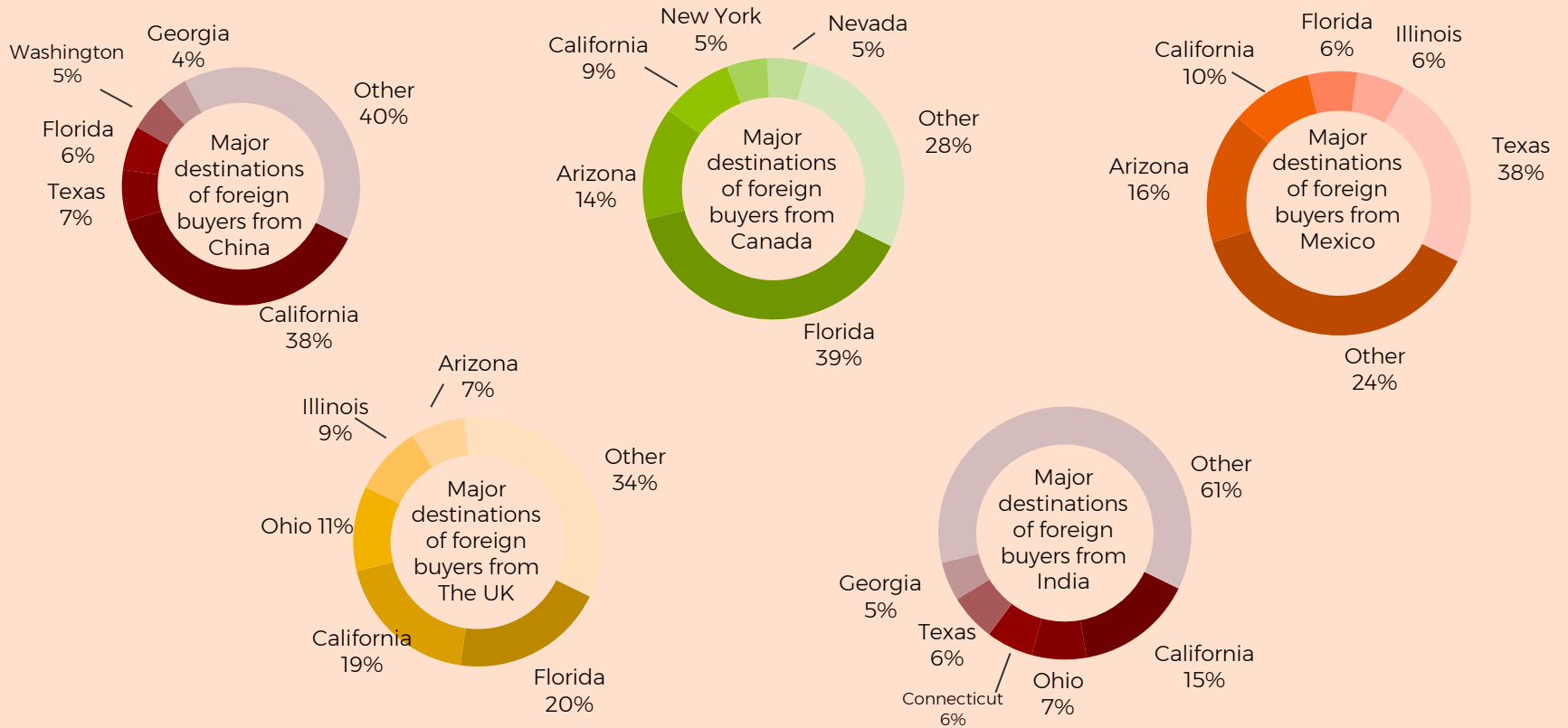
TEXAS INTERNATIONAL HOMEBUYERS REPORT | 2018 EDITION

TOP COUNTRIES FOR INTERNATIONAL HOMEBUYERS IN TEXAS



TEXAS INTERNATIONAL HOMEBUYERS REPORT | 2018 EDITION

TOP COUNTRIES FOR INTERNATIONAL HOMEBUYERS VOLUME

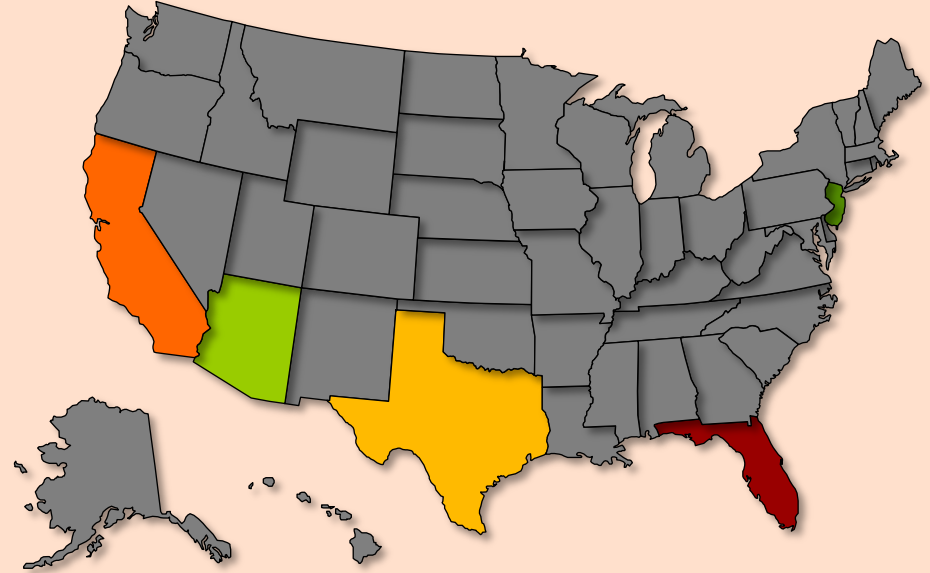
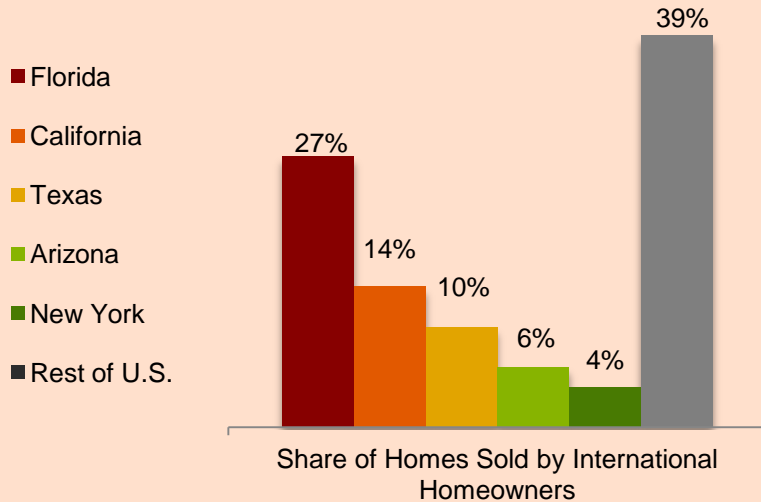


Origin of International Homebuyers in the U.S.

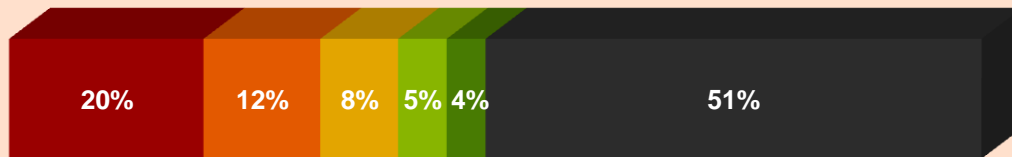


TEXAS INTERNATIONAL HOMEBUYERS REPORT | 2018 EDITION

INTERNATIONAL HOME SELLERS: TEXAS VS. U.S.



Origin of international home sellers in the U.S.



■ Canada ■ China ■ Mexico ■ India ■ United Kingdom ■ Other Countries



10 percent

Texas accounted for 10 percent of all sales by international homeowners in the U.S.