



TEXAS
INTERNATIONAL HOMEBUYERS
REPORT

2022 Edition

ABOUT THE **TEXAS INTERNATIONAL HOMEBUYERS REPORT**

The *Texas International Homebuyers Report* is based on survey data from the 2022 International Transactions in U.S. Residential Real Estate by the National Association of REALTORS® and the 2022 edition of the Commercial Real Estate International Business Trends. Texas REALTORS® distributes insights about the Texas housing market each month, including quarterly market statistics, trends among homebuyers and sellers, luxury home sales, condominium sales and more.

ABOUT TEXAS REALTORS®

With more than 150,000 members, Texas REALTORS® is a professional membership organization that represents all aspects of real estate in Texas. We are the advocates for REALTORS® and private property rights in Texas. Visit texasrealestate.com to learn more.

MEDIA CONTACT

Hunter Dodson
Pierpont Communications
hdodson@piercom.com
512.448.4950

EXECUTIVE SUMMARY

International homebuyers purchased 7,888 homes in Texas from April 2021 to March 2022.

The Lone Star State ranked third in the nation, behind Florida and California, for homes sold to international buyers. Texas accounted for 8% of all homes purchased by international homebuyers out of the 98,600 sold nationwide. International home purchases decreased 7.9% in the U.S. compared to last year's report.

Thirty-one percent of international homebuyers in Texas came from the Latin America/Caribbean region, and 27% originated from Europe. Texas was the top destination for international homebuyers from Mexico. Of all homebuyers from Mexico purchasing a home in the U.S., 22% bought a home in Texas. Among buyers from Columbia, 11% chose Texas.

On the commercial real estate side, Texas was second only to Florida for the most popular U.S. state for international buyers who work with Realtors, according to the 2022 *Commercial Real Estate International Business Trends* report from the National Association of Realtors.

INTERNATIONAL HOMEBUYERS VOLUME: TEXAS VS. OTHER STATES From April 2021 to March 2022

Texas



7,888 sales

Texas accounted for 8% of all international home purchases in the U.S.

U.S.



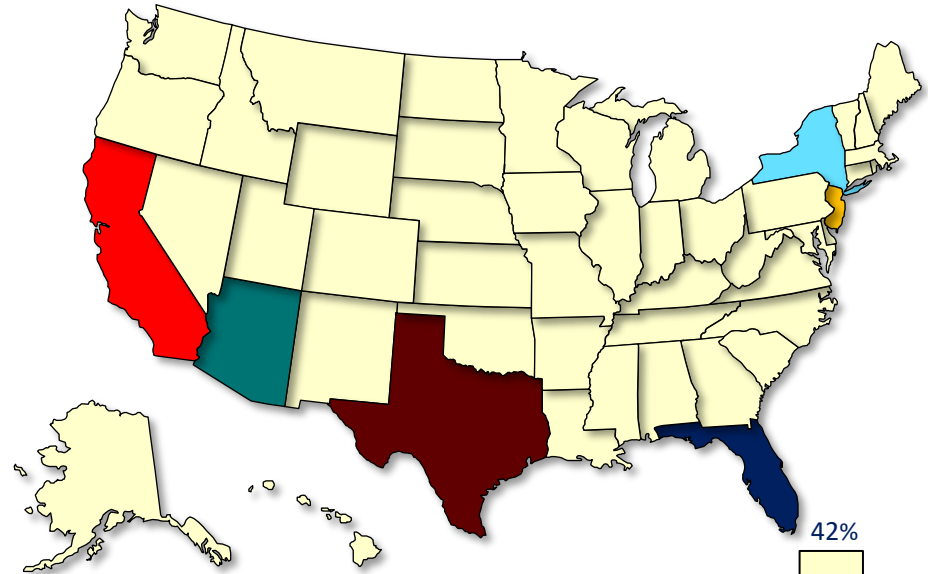
\$59 billion

International homebuyers total dollar volume increased 8.5% in the U.S. compared to last year's report.

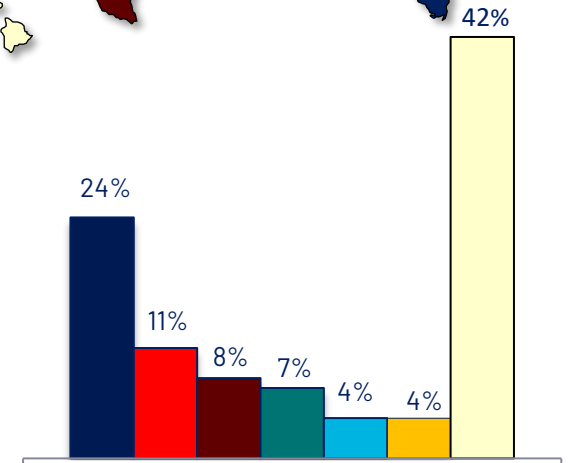


98,600 sales

International home purchases decreased 7.9% in the U.S. compared to last year's report.



- Florida
- California
- Texas
- Arizona
- New York
- New Jersey
- Rest of U.S.



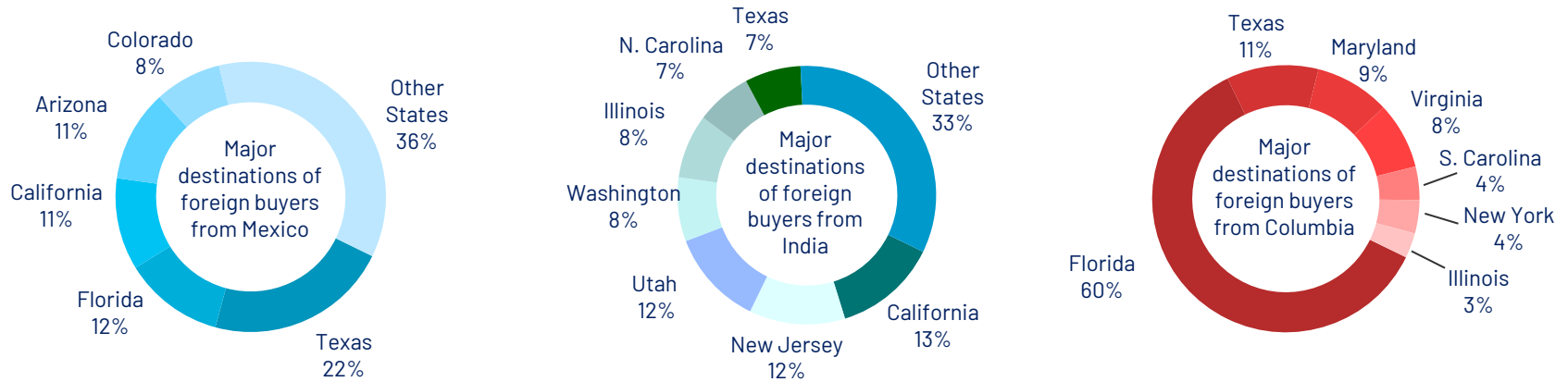
Share of Home Purchases by International Homebuyers

WHERE INTERNATIONAL HOMEBUYERS IN TEXAS ARE COMING FROM

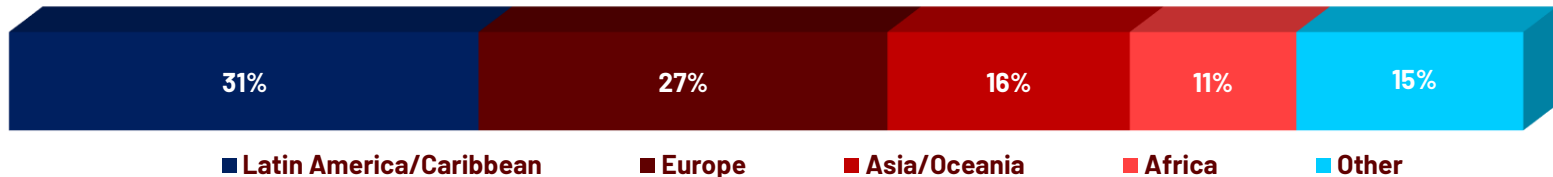


Example of How to Read this Graphic: Of all homebuyers from Mexico purchasing a home in the U.S. from April 2021 to March 2022, 22% purchased a home in Texas.

TOP COUNTRIES FOR INTERNATIONAL HOMEBUYERS From April 2021 to March 2022



Origin of International Homebuyers in Texas



INTERNATIONAL TRENDS IN COMMERCIAL REAL ESTATE: TEXAS VS. OTHER STATES

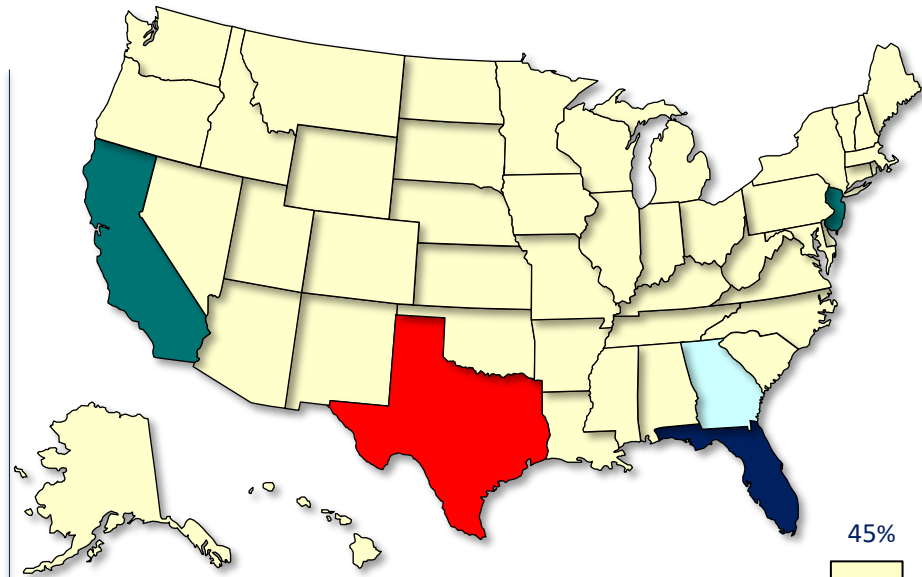
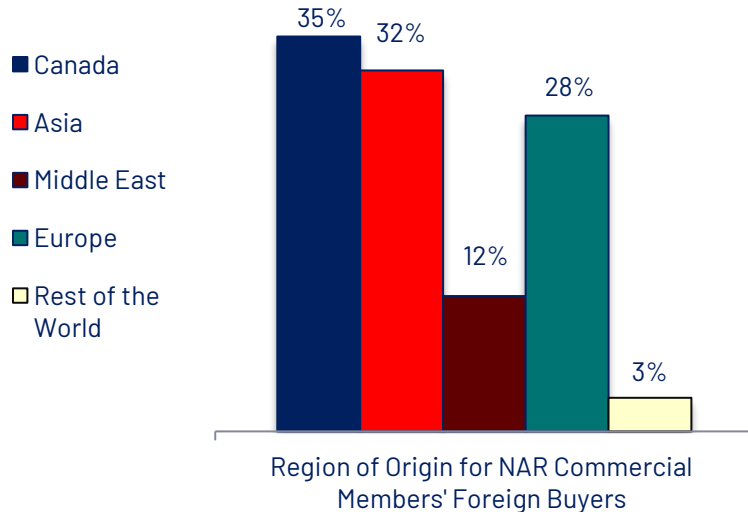


Texas

14% share of international transactions

Among NAR commercial members, Texas accounted for 14% of the share of foreign commercial buyers in 2021.

Top Regions Buying US Commercial Real Estate in 2021



- Florida
- Texas
- California
- New Jersey
- Georgia
- Rest of U.S.

