

Texas Quarterly Housing Report

Statewide
First quarter 2021




Median price

\$274,300

Up **13.4%**

Compared to same quarter last year

Price Distribution



Active listings

Down **53%**

43,542 in 2021 Q1



Closed sales

Up **10.1%**

84,464 in 2021 Q1



Days on market

Days on market 47

Days to close 40

Total 87

13 days less than 2020 Q1



Months of inventory

1.3

Compared to 3.0 in 2020 Q1

About the data used in this report

Data used in this report come from the Texas REALTOR® Data Relevance Project, a partnership among the Texas Association of REALTORS® and local REALTOR® associations throughout the state. Analysis is provided through a research agreement with the Real Estate Center at Texas A&M University.

Texas Quarterly Housing Report

Abilene MSA
First quarter 2021



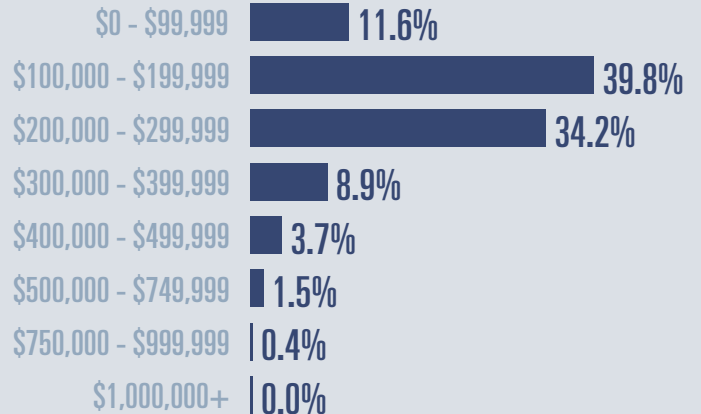
Median price

\$198,500

Up **15.2%**

Compared to same quarter last year

Price Distribution



Active listings

Down **59.2%**

244 in 2021 Q1



Closed sales

Up **6.3%**

521 in 2021 Q1



Days on market

Days on market 47

Days to close 42

Total 89

14 days less than 2020 Q1



Months of inventory

1.1

Compared to 3.0 in 2020 Q1

About the data used in this report

Data used in this report come from the Texas REALTOR® Data Relevance Project, a partnership among the Texas Association of REALTORS® and local REALTOR® associations throughout the state. Analysis is provided through a research agreement with the Real Estate Center at Texas A&M University.

Texas Quarterly Housing Report

Amarillo MSA
First quarter 2021



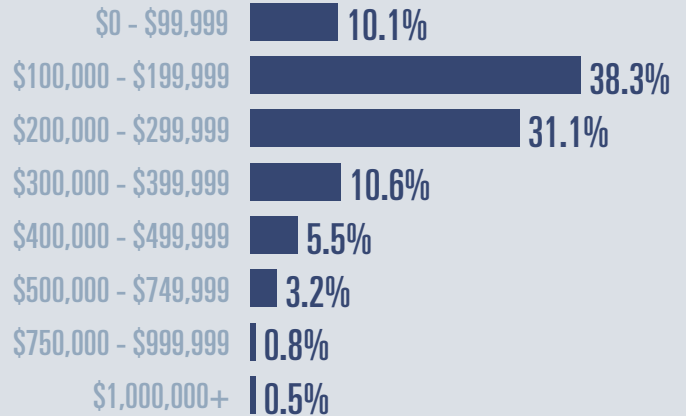
Median price

\$205,000

Up **22%**

Compared to same quarter last year

Price Distribution



Active listings

Down **56.5%**

342 in 2021 Q1



Closed sales

Up **11.9%**

808 in 2021 Q1



Days on market

Days on market 40

Days to close 37

Total 77

20 days less than 2020 Q1



Months of inventory

1.1

Compared to 2.7 in 2020 Q1

About the data used in this report

Data used in this report come from the Texas REALTOR® Data Relevance Project, a partnership among the Texas Association of REALTORS® and local REALTOR® associations throughout the state. Analysis is provided through a research agreement with the Real Estate Center at Texas A&M University.

Texas Quarterly Housing Report

Austin-Round Rock MSA
First quarter 2021



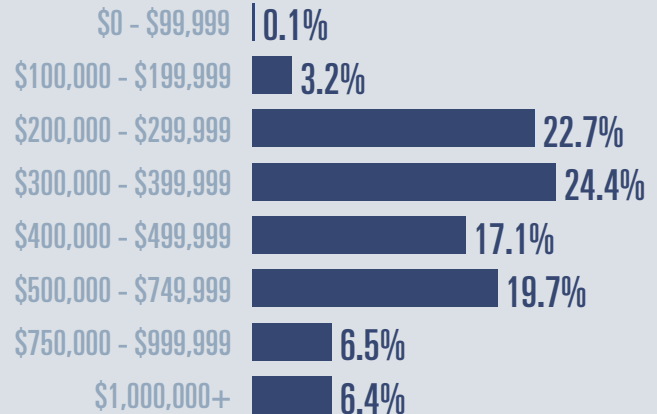
Median price

\$398,000

Up **23.7%**

Compared to same quarter last year

Price Distribution



Active listings

Down **78.3%**

1,202 in 2021 Q1



Closed sales

Up **7.1%**

8,382 in 2021 Q1



Days on market

Days on market 30

Days to close 46

Total 76

22 days less than 2020 Q1



Months of inventory

0.4

Compared to 1.8 in 2020 Q1

About the data used in this report

Data used in this report come from the Texas REALTOR® Data Relevance Project, a partnership among the Texas Association of REALTORS® and local REALTOR® associations throughout the state. Analysis is provided through a research agreement with the Real Estate Center at Texas A&M University.

Texas Quarterly Housing Report

Beaumont-Port Arthur MSA
First quarter 2021



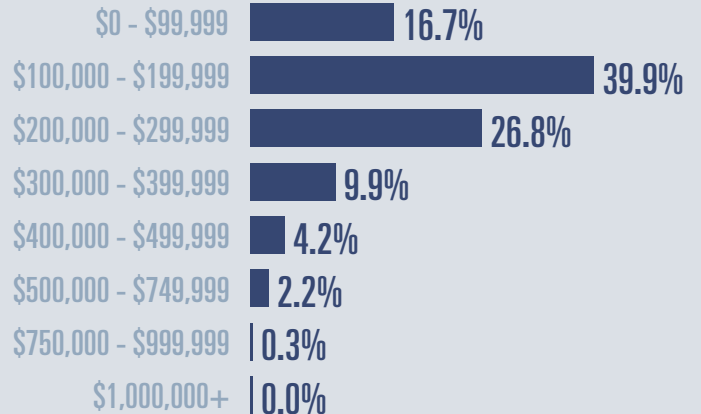
Median price

\$181,000

Up **13.1%**

Compared to same quarter last year

Price Distribution



Active listings

Down **27.8%**

855 in 2021 Q1



Closed sales

Down **2.1%**

862 in 2021 Q1



Days on market

Days on market 76

Days to close 23

Total 99

2 days less than 2020 Q1



Months of inventory

2.6

Compared to 3.6 in 2020 Q1

About the data used in this report

Data used in this report come from the Texas REALTOR® Data Relevance Project, a partnership among the Texas Association of REALTORS® and local REALTOR® associations throughout the state. Analysis is provided through a research agreement with the Real Estate Center at Texas A&M University.

Texas Quarterly Housing Report

Brownsville-Harlingen MSA
First quarter 2021



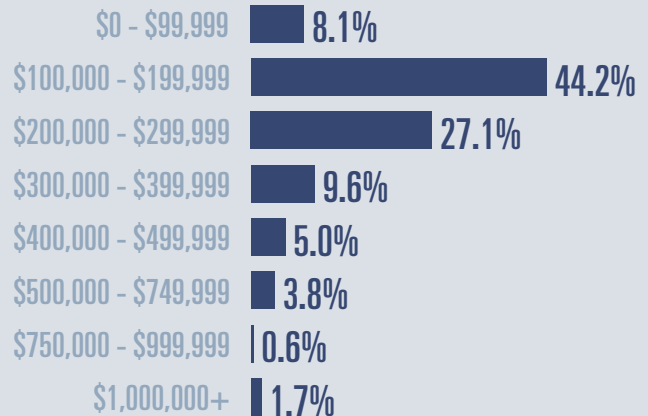
Median price

\$194,950

Up **21.1%**

Compared to same quarter last year

Price Distribution



Active listings

Down **61.2%**

467 in 2021 Q1



Closed sales

Up **21.9%**

768 in 2021 Q1



Days on market

Days on market 86

Days to close 27

Total 113

19 days less than 2020 Q1



Months of inventory

1.8

Compared to 5.6 in 2020 Q1

About the data used in this report

Data used in this report come from the Texas REALTOR® Data Relevance Project, a partnership among the Texas Association of REALTORS® and local REALTOR® associations throughout the state. Analysis is provided through a research agreement with the Real Estate Center at Texas A&M University.

Texas Quarterly Housing Report

College Station-Bryan MSA
First quarter 2021



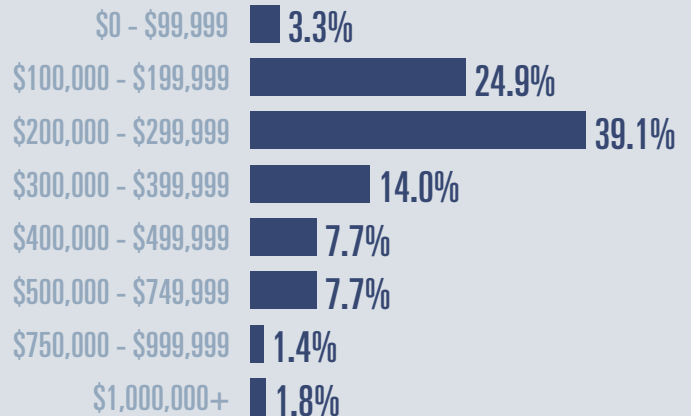
Median price

\$239,900

Up **8.8%**

Compared to same quarter last year

Price Distribution



Active listings

Down **55.2%**

689 in 2021 Q1



Closed sales

Up **26.5%**

989 in 2021 Q1



Days on market

Days on market 73

Days to close 38

Total 111

7 days less than 2020 Q1



Months of inventory

1.9

Compared to 5.2 in 2020 Q1

About the data used in this report

Data used in this report come from the Texas REALTOR® Data Relevance Project, a partnership among the Texas Association of REALTORS® and local REALTOR® associations throughout the state. Analysis is provided through a research agreement with the Real Estate Center at Texas A&M University.

Texas Quarterly Housing Report

Corpus Christi MSA
First quarter 2021




Median price

\$245,000

Up **16.7%**

Compared to same quarter last year

Price Distribution



Active listings

Down **48.9%**

1,156 in 2021 Q1



Closed sales

Up **13.9%**

1,529 in 2021 Q1



Days on market

Days on market 66

Days to close 38

Total 104

19 days less than 2020 Q1



Months of inventory

1.9

Compared to 4.5 in 2020 Q1

About the data used in this report

Data used in this report come from the Texas REALTOR® Data Relevance Project, a partnership among the Texas Association of REALTORS® and local REALTOR® associations throughout the state. Analysis is provided through a research agreement with the Real Estate Center at Texas A&M University.

Texas Quarterly Housing Report

Dallas-Fort Worth-Arlington MSA

First quarter 2021




Median price

\$310,000

Up **13.5%**

Compared to same quarter last year

Price Distribution



Active listings

Down **57.8%**

8,868 in 2021 Q1



Closed sales

Up **1.9%**

22,449 in 2021 Q1



Days on market

Days on market 36

Days to close 37

Total 73

16 days less than 2020 Q1



Months of inventory

0.9

Compared to 2.4 in 2020 Q1

About the data used in this report

Data used in this report come from the Texas REALTOR® Data Relevance Project, a partnership among the Texas Association of REALTORS® and local REALTOR® associations throughout the state. Analysis is provided through a research agreement with the Real Estate Center at Texas A&M University.

Texas Quarterly Housing Report

El Paso MSA
First quarter 2021



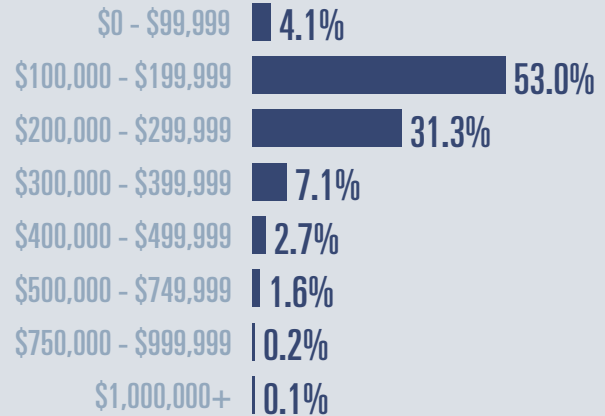
Median price

\$187,000

Up **12.7%**

Compared to same quarter last year

Price Distribution



Active listings

Down **51.8%**

1,084 in 2021 Q1



Closed sales

Up **18.5%**

2,344 in 2021 Q1



Days on market

Days on market 48

Days to close 66

Total 114

Unchanged from 2020 Q1



Months of inventory

1.3

Compared to 3.0 in 2020 Q1

About the data used in this report

Data used in this report come from the Texas REALTOR® Data Relevance Project, a partnership among the Texas Association of REALTORS® and local REALTOR® associations throughout the state. Analysis is provided through a research agreement with the Real Estate Center at Texas A&M University.

Texas Quarterly Housing Report

Houston-The Woodlands-Sugar Land MSA

First quarter 2021




Median price

\$276,000

Up **13.1%**

Compared to same quarter last year

Price Distribution



Active listings

Down **48.6%**

13,251 in 2021 Q1



Closed sales

Up **17.6%**

22,297 in 2021 Q1



Days on market

Days on market 46

Days to close 40

Total 86

15 days less than 2020 Q1



Months of inventory

1.5

Compared to 3.3 in 2020 Q1

About the data used in this report

Data used in this report come from the Texas REALTOR® Data Relevance Project, a partnership among the Texas Association of REALTORS® and local REALTOR® associations throughout the state. Analysis is provided through a research agreement with the Real Estate Center at Texas A&M University.



TEXAS A&M UNIVERSITY
Texas Real Estate Research Center



© 2021 Houston Realtors Information Service, Inc. - Certain information contained herein is derived from information which is the licensed property of, and copyrighted by, Houston Realtors Information Service, Inc.

Texas Quarterly Housing Report

Killeen-Temple MSA
First quarter 2021



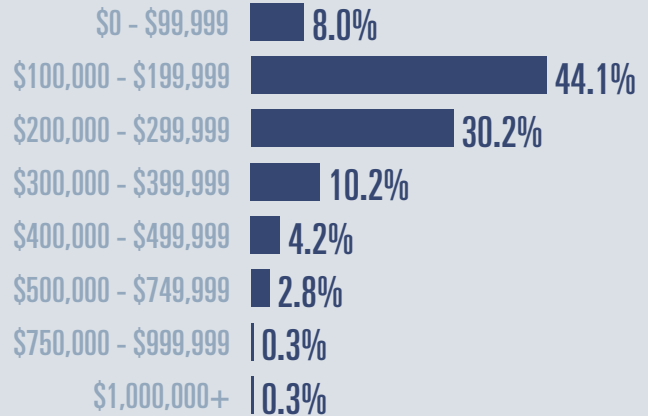
Median price

\$195,000

Up **11.4%**

Compared to same quarter last year

Price Distribution



Active listings

Down **75.1%**

308 in 2021 Q1



Closed sales

Down **4.8%**

1,487 in 2021 Q1



Days on market

Days on market 35

Days to close 36

Total 71

24 days less than 2020 Q1



Months of inventory

0.5

Compared to 2.0 in 2020 Q1

About the data used in this report

Data used in this report come from the Texas REALTOR® Data Relevance Project, a partnership among the Texas Association of REALTORS® and local REALTOR® associations throughout the state. Analysis is provided through a research agreement with the Real Estate Center at Texas A&M University.

Texas Quarterly Housing Report

Laredo MSA
First quarter 2021



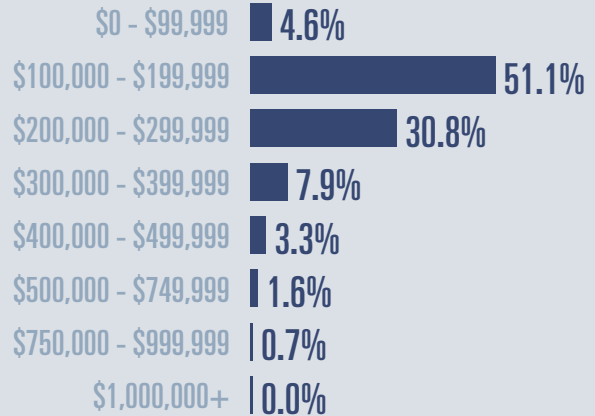
Median price

\$189,135

Up **10.9%**

Compared to same quarter last year

Price Distribution



Active listings

Down **46.3%**

266 in 2021 Q1



Closed sales

Up **6.4%**

315 in 2021 Q1



Days on market

Days on market 46

Days to close 53

Total 99

2 days more than 2020 Q1



Months of inventory

2.1

Compared to 4.4 in 2020 Q1

About the data used in this report

Data used in this report come from the Texas REALTOR® Data Relevance Project, a partnership among the Texas Association of REALTORS® and local REALTOR® associations throughout the state. Analysis is provided through a research agreement with the Real Estate Center at Texas A&M University.

Texas Quarterly Housing Report

Longview MSA
First quarter 2021



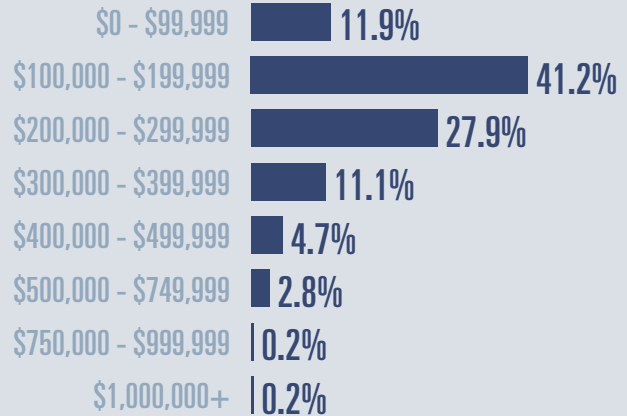
Median price

\$190,000

Up **17.7%**

Compared to same quarter last year

Price Distribution



Active listings

Down **41.3%**

468 in 2021 Q1



Closed sales

Up **16.8%**

507 in 2021 Q1



Days on market

Days on market 62

Days to close 41

Total 103

11 days less than 2020 Q1



Months of inventory

2.4

Compared to 4.4 in 2020 Q1

About the data used in this report

Data used in this report come from the Texas REALTOR® Data Relevance Project, a partnership among the Texas Association of REALTORS® and local REALTOR® associations throughout the state. Analysis is provided through a research agreement with the Real Estate Center at Texas A&M University.

Texas Quarterly Housing Report

Lubbock MSA
First quarter 2021



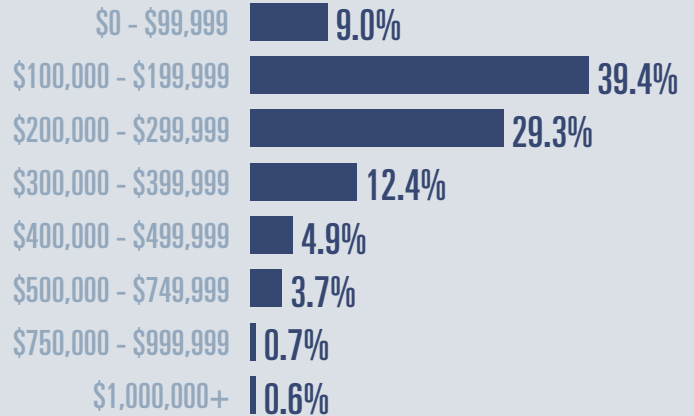
Median price

\$203,000

Up **16.2%**

Compared to same quarter last year

Price Distribution



Active listings

Down **57.3%**

353 in 2021 Q1



Closed sales

Up **17%**

1,079 in 2021 Q1



Days on market

Days on market 36

Days to close 35

Total 71

7 days less than 2020 Q1



Months of inventory

0.8

Compared to 2.1 in 2020 Q1

About the data used in this report

Data used in this report come from the Texas REALTOR® Data Relevance Project, a partnership among the Texas Association of REALTORS® and local REALTOR® associations throughout the state. Analysis is provided through a research agreement with the Real Estate Center at Texas A&M University.

Texas Quarterly Housing Report

McAllen-Edinburg-Mission MSA
First quarter 2021



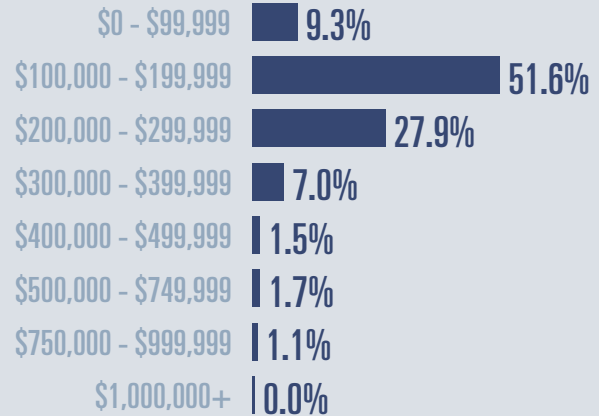
Median price

\$180,500

Up **12.2%**

Compared to same quarter last year

Price Distribution



Active listings

Down **49.8%**

897 in 2021 Q1



Closed sales

Up **11.2%**

902 in 2021 Q1



Days on market

Days on market 71

Days to close 36

Total 107

7 days less than 2020 Q1



Months of inventory

2.8

Compared to 6.0 in 2020 Q1

About the data used in this report

Data used in this report come from the Texas REALTOR® Data Relevance Project, a partnership among the Texas Association of REALTORS® and local REALTOR® associations throughout the state. Analysis is provided through a research agreement with the Real Estate Center at Texas A&M University.

Texas Quarterly Housing Report

Midland MSA
First quarter 2021



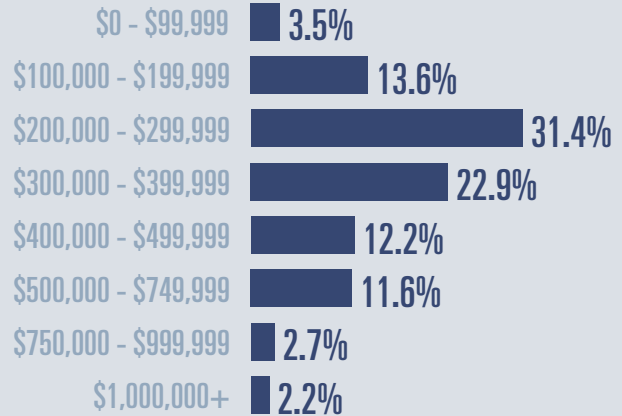
Median price

\$305,000

Up **1.7%**

Compared to same quarter last year

Price Distribution



Active listings

Up **1.9%**

740 in 2021 Q1



Closed sales

Down **5.3%**

572 in 2021 Q1



Days on market

Days on market 59

Days to close 36

Total 95

12 days more than 2020 Q1



Months of inventory

3.5

Compared to 3.0 in 2020 Q1

About the data used in this report

Data used in this report come from the Texas REALTOR® Data Relevance Project, a partnership among the Texas Association of REALTORS® and local REALTOR® associations throughout the state. Analysis is provided through a research agreement with the Real Estate Center at Texas A&M University.

Texas Quarterly Housing Report

Odessa MSA
First quarter 2021



Median price


\$216,511

Down

5%

Compared to same quarter last year

Price Distribution



Active listings

Up 48.5%

560 in 2021 Q1



Closed sales

Up 13.7%

358 in 2021 Q1



Days on market

Days on market 48

Days to close 37

Total 85

9 days less than 2020 Q1



Months of inventory

4.6

Compared to 2.7 in 2020 Q1

About the data used in this report

Data used in this report come from the Texas REALTOR® Data Relevance Project, a partnership among the Texas Association of REALTORS® and local REALTOR® associations throughout the state. Analysis is provided through a research agreement with the Real Estate Center at Texas A&M University.

Texas Quarterly Housing Report

San Angelo MSA
First quarter 2021



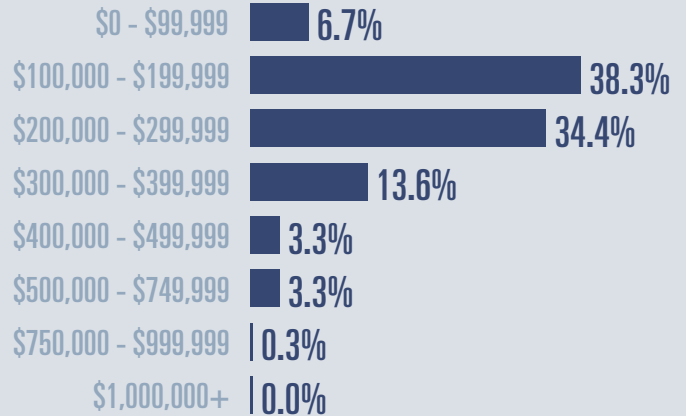
Median price

\$216,500

Up **17%**

Compared to same quarter last year

Price Distribution



Active listings

Down **57.9%**

130 in 2021 Q1



Closed sales

Down **0.3%**

371 in 2021 Q1



Days on market

Days on market 35

Days to close 41

Total 76

8 days less than 2020 Q1



Months of inventory

0.9

Compared to 2.1 in 2020 Q1

About the data used in this report

Data used in this report come from the Texas REALTOR® Data Relevance Project, a partnership among the Texas Association of REALTORS® and local REALTOR® associations throughout the state. Analysis is provided through a research agreement with the Real Estate Center at Texas A&M University.

Texas Quarterly Housing Report

San Antonio-New Braunfels MSA

First quarter 2021




Median price

\$260,000

Up **12.1%**

Compared to same quarter last year

Price Distribution



Active listings

Down **54.3%**

4,258 in 2021 Q1



Closed sales

Up **13.2%**

8,823 in 2021 Q1



Days on market

Days on market 48

Days to close 43

Total 91

13 days less than 2020 Q1



Months of inventory

1.2

Compared to 3.1 in 2020 Q1

About the data used in this report

Data used in this report come from the Texas REALTOR® Data Relevance Project, a partnership among the Texas Association of REALTORS® and local REALTOR® associations throughout the state. Analysis is provided through a research agreement with the Real Estate Center at Texas A&M University.

Texas Quarterly Housing Report

Sherman-Denison MSA
First quarter 2021



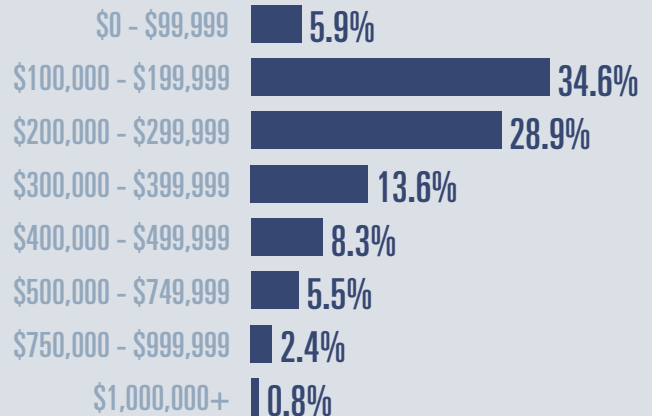
Median price

\$231,000

Up **30.1%**

Compared to same quarter last year

Price Distribution



Active listings

Down **61%**

253 in 2021 Q1



Closed sales

Up **14.2%**

514 in 2021 Q1



Days on market

Days on market 55

Days to close 39

Total 94

16 days less than 2020 Q1



Months of inventory

1.2

Compared to 3.7 in 2020 Q1

About the data used in this report

Data used in this report come from the Texas REALTOR® Data Relevance Project, a partnership among the Texas Association of REALTORS® and local REALTOR® associations throughout the state. Analysis is provided through a research agreement with the Real Estate Center at Texas A&M University.

Texas Quarterly Housing Report

Texarkana MSA
First quarter 2021



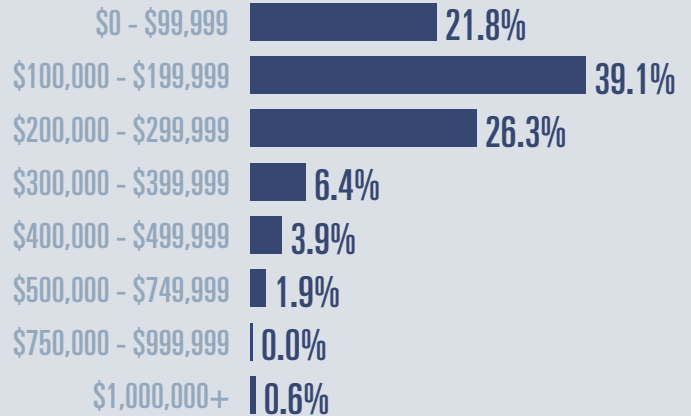
Median price

\$167,638

Up **11.8%**

Compared to same quarter last year

Price Distribution



Active listings

Down **1.8%**

221 in 2021 Q1



Closed sales

Up **10.3%**

160 in 2021 Q1



Days on market

Days on market 63

Days to close 44

Total 107

22 days less than 2020 Q1



Months of inventory

3.3

Compared to 3.6 in 2020 Q1

About the data used in this report

Data used in this report come from the Texas REALTOR® Data Relevance Project, a partnership among the Texas Association of REALTORS® and local REALTOR® associations throughout the state. Analysis is provided through a research agreement with the Real Estate Center at Texas A&M University.

Texas Quarterly Housing Report

Tyler MSA
First quarter 2021



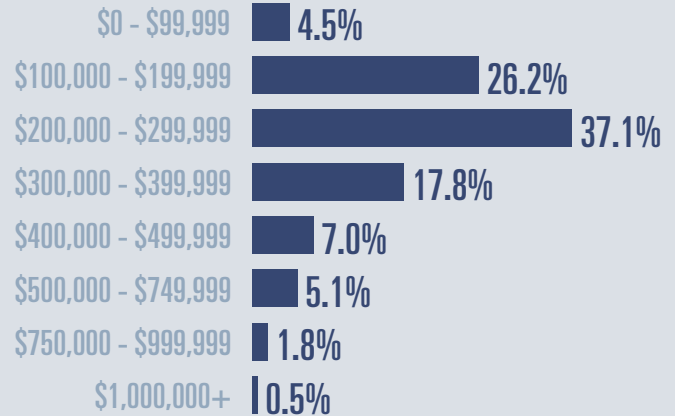
Median price

\$246,000

Up **9.3%**

Compared to same quarter last year

Price Distribution



Active listings

Down **55.8%**

355 in 2021 Q1



Closed sales

Down **2.7%**

660 in 2021 Q1



Days on market

Days on market 79

Days to close 14

Total 93

1 day less than 2020 Q1



Months of inventory

1.3

Compared to 3.1 in 2020 Q1

About the data used in this report

Data used in this report come from the Texas REALTOR® Data Relevance Project, a partnership among the Texas Association of REALTORS® and local REALTOR® associations throughout the state. Analysis is provided through a research agreement with the Real Estate Center at Texas A&M University.

Texas Quarterly Housing Report

Victoria MSA
First quarter 2021



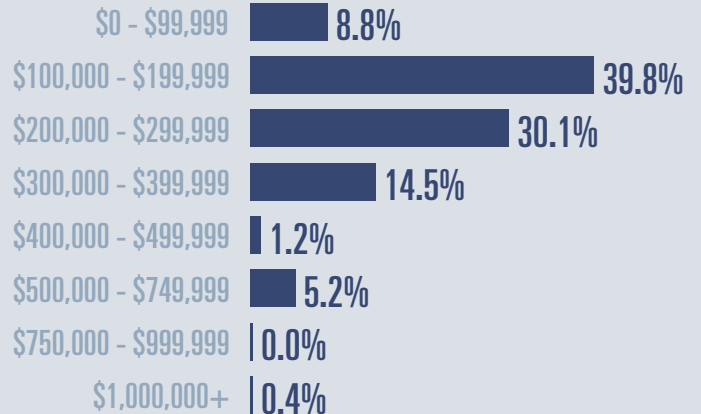
Median price

\$208,000

Up **13.9%**

Compared to same quarter last year

Price Distribution



Active listings

Down **56.4%**

123 in 2021 Q1



Closed sales

Up **5%**

250 in 2021 Q1



Days on market

Days on market 83

Days to close 26

Total 109

1 day more than 2020 Q1



Months of inventory

1.4

Compared to 3.7 in 2020 Q1

About the data used in this report

Data used in this report come from the Texas REALTOR® Data Relevance Project, a partnership among the Texas Association of REALTORS® and local REALTOR® associations throughout the state. Analysis is provided through a research agreement with the Real Estate Center at Texas A&M University.

Texas Quarterly Housing Report

Waco MSA
First quarter 2021



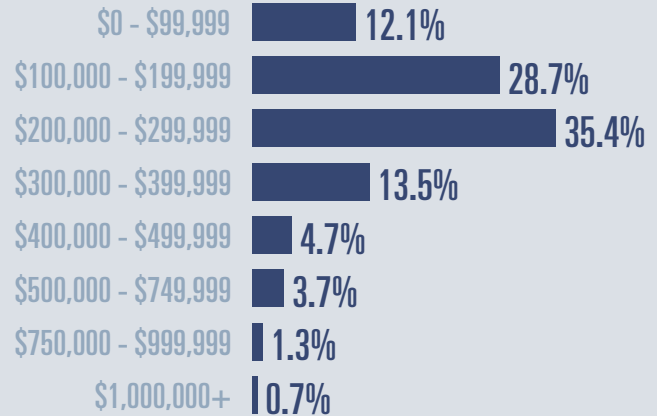
Median price

\$221,000

Up **13.3%**

Compared to same quarter last year

Price Distribution



Active listings

Down **71.1%**

198 in 2021 Q1



Closed sales

Up **12.9%**

726 in 2021 Q1



Days on market

Days on market 50

Days to close 40

Total 90

7 days less than 2020 Q1



Months of inventory

0.7

Compared to 2.6 in 2020 Q1

About the data used in this report

Data used in this report come from the Texas REALTOR® Data Relevance Project, a partnership among the Texas Association of REALTORS® and local REALTOR® associations throughout the state. Analysis is provided through a research agreement with the Real Estate Center at Texas A&M University.

Texas Quarterly Housing Report

Wichita Falls MSA
First quarter 2021



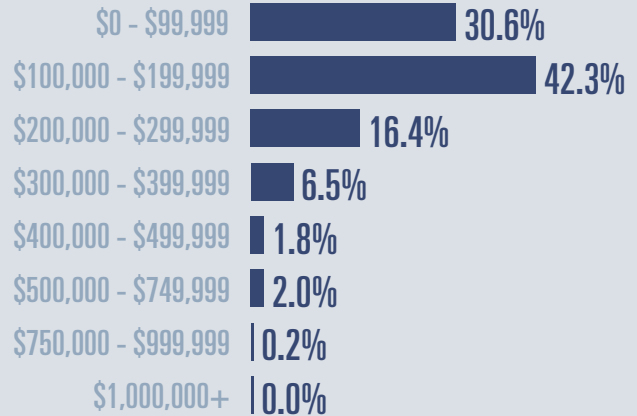
Median price

\$140,250

Up **5.9%**

Compared to same quarter last year

Price Distribution



Active listings

Down **55.6%**

160 in 2021 Q1



Closed sales

Up **7.9%**

449 in 2021 Q1



Days on market

Days on market 31

Days to close 34

Total 65

13 days less than 2020 Q1



Months of inventory

1.0

Compared to 2.3 in 2020 Q1

About the data used in this report

Data used in this report come from the Texas REALTOR® Data Relevance Project, a partnership among the Texas Association of REALTORS® and local REALTOR® associations throughout the state. Analysis is provided through a research agreement with the Real Estate Center at Texas A&M University.